



Candidate Exam Handbook

Exceptional without exception

GCSE Examinations

2024/ 2025

Exceptional without exception

Centre Number 48101

Introduction

Summer 2025

Bedale High School is committed to ensuring that candidates are fully briefed on the exam and assessment process in place at Bedale High School and you are made aware of the required JCQ awarding body and GCSE instructions and information for candidates.

Purpose of this handbook

Public examinations can be a stressful time for students and parents; therefore, it is important that all those involved are as well informed as possible. Well-informed students will realise that the rules and regulations are designed to ensure fairness and minimise disturbance and it is in the interest of all that the exams run smoothly.

Bedale High School will make every effort to ensure that candidates receive the best possible preparations for their examinations, that the administrative arrangements run smoothly, and that the examinations are conducted in a way that will cause as little stress as possible and help students to achieve their best. PPE exams are run to the same standards and rules in order that students are familiar with the process beforehand.

This handbook is intended to inform about examination procedures, to answer some of the most frequently asked questions and to help to guide and support students and parents through the examination process.

Malpractice

Malpractice means any act or practice which is in breach of the Regulations. This includes but is not limited to:

- Bringing unauthorised materials into the exam room such as notes, a mobile phone or smartwatch
- Any form of communication with other candidates, which includes non-verbal communication
- Copying from other candidates, or allowing others to copy from you
- Using unauthorised aids such as notes written on paper or on your hands/arms
- Refusal to follow the instruction of Exams Staff and Invigilators
- Breaching the exam conditions of the room
- Plagiarism of the work of others that forms part of any non-exam assessment element of your qualification

Any alleged, suspected or actual incidents of malpractice will be investigated and reported to the relevant awarding body/bodies.

Penalties for malpractice can include disqualification from one or all of your exams.

Candidate Details

Candidate Name

Candidates are registered using legal names, not preferred names and should be the same as birth certificates and passports.

Candidate Number

Each candidate has a four-digit candidate number. This is the number you will enter on examination papers. (example: 8321)

Unique Candidate Identifier (UCI):

In addition to a candidate number, each candidate has a Unique Candidate Identifier (12 numbers and 1 letter), which is shown on your provisional timetable. This number will usually begin with the Centre Number (48101) unless you have transferred from another school that had already issued your UCI.

Your UCI is used for administration purposes and it is not necessary for you to remember it.

Exam Timetable

Candidate Timetable – On receiving your Exam Timetable please check that all levels of entry and exam information are correct. Paying particular attention to all your personal details, date of birth, spelling of names are accurate as these will appear on certificates and it may be difficult to change them once certificates are awarded.

Please contact Mrs Terry (Examinations Officer) immediately if you discover any omissions or errors.

terryt@bedalehighschool.org.uk

Tel:(01677) 422419 Ext: 212

A centre produced GCSE timetable is posted on the school website detailing all exams.

Contingency Day

The awarding bodies has designated **Wednesday 25th June** as a 'contingency day' for examinations. This is consistent with the qualification regulators' document exam system contingency plan: England, Wales and Northern Ireland.

The designation of a 'contingency day' within the common examination timetable is in the event of national or local disruption to examinations. It is part of the awarding bodies' standard contingency planning for examinations.

We must remind candidates that they **must remain available** until the end of the academic year until advised otherwise by Ofqual.

On-Screen Tests

If you study GCSE Computer Science then one of your exams will be an on-screen test. This test will take place in the IT rooms and the exact room will be shown on your timetable. The exam instructions are very specific and so you must make sure that you understand what will happen prior to sitting the exam by speaking to your Computer Science teacher and fully engaging with the PPE exams.

You should also fully read the Information for Candidates: On-Screen Exams document which can be found on the school website in the Exams section.

Exam Clashes

If you have an exam clash we will write to you letting you know how that clash will be resolved. An exam clash is when you have two exams in the same subject or different subjects scheduled for the same time.

If you have a clash the following information explains what will happen.

- You will be kept under supervision in between your two exams
- During this time, you must not have access or have on your possession any electronic communication/storage devices or have access to the internet.
- during this time, you cannot have contact with other pupils, except those pupils who are being supervised in the same room as you
- It is advisable to bring a snack and a drink (please hand this to your Invigilators at the beginning of your first exam).
- You will be collected from your first exam by an invigilator and taken to another classroom where you will begin your next exam.
- You will not be allowed to revise in the break between your two clash exams.

If you do not understand your clash instructions please speak to Mrs Terry (Office outside the Hub opposite the Exams board)

Exam Venues

Exam venue / classroom information will be posted on the exam noticeboard outside of the Hub in advance of your exam, please check this daily as changes may occur.

The main cohort of examinations will be held in the Gym.

Exam Invigilation

Exams are supervised by a team of experienced and well-trained external invigilators.

Our Invigilators must follow the strict guidelines set by JCQ.

Please note that invigilators cannot discuss the examination paper with candidates or explain the questions during the exam.

Exam Start Time

The start time for exams at Bedale High School are:

- **09:15 am** for morning exams
- **13:15 pm** for afternoon exams

You should aim to arrive at school at least 15 minutes before the start of your exam, once you have registered, and checked the exam board make your way to your exam venue.

You must remain seated and in silence until the end of your exam

If you are entitled to extra time you will be allowed to leave the exam room after students who do not get extra time, extra time is not mandatory however it is in place for your benefit, if you do not require all or any of your extra time entitlement you will be asked to complete a slip stating you do not require any more extra time for that paper.

School Bus – If you have an exam scheduled to finish after the scheduled school transport collection times, you will need to arrange alternative transport home.

Where will you sit in the Exam Room?

- There will be a room seating plan displayed on the exam notice board the day before your exam for you to familiarise yourself with.
- There will be a seating plan outside of your exam venue, with your name, seat number and candidate number, please arrive 10 minutes before the start time.
- Please find your desk quickly, in silence and sit down, once you enter an exam room you are under strict exam conditions (please refer to JCQ Warning to Candidates at the back of this booklet).
- If you require assistance, put up your hand and an invigilator will attend to you, do not communicate or disturb any other candidate.

Exam Conditions

Candidates must not enter the exam room until directed to do so by the Examination Officer, Headmaster, Deputy Head, or Senior Invigilator.

An exam briefing for all candidates will be given by an Examination Officer or Senior Invigilator in the exam venue before the exam begins

Remember:

- You are under exam conditions from the moment you enter the exam room until you are given permission to leave.
- Candidates must listen to and follow the instructions of the invigilator at all times in the exam room.
- Candidates must not talk to, attempt to communicate with or disturb other candidates once you have entered the exam room.
- You should write clearly and legibly
- The Centre Name is **Bedale High School** and Centre Number is **48101** this will be displayed on the white board at the front of the exam room.
- Exam board, subject title, tier, paper number; and the actual starting and finishing times (AM or PM), and the date of each exam will be displayed on the guidance board.
- We will announce clearly to the candidates when to complete the details on their answer booklet, and an announce any additional information.
- We will announce clearly to the candidates when you can start your examination, your exam will formally start at this point.
- We will specify the time allowed for your exam.

Exam Papers and Answer Booklets

Please Remember it is your responsibility to check you have the correct question paper and you are sitting the correct exam – check the day, date, subject, unit/component and tier of entry (if appropriate) If you think you have been given the wrong exam paper, please raise your hand and notify an Invigilator immediately.

If you fail to attend your GCSE Exam

If you fail to attend your GCSE exams or fail to complete your NEA/Coursework element of your GCSE, you will be invoiced for the full cost of the exam. There will be no exceptions made.

Equipment

Only authorised material can be brought into the exam room: **Black Pens, pencils, pencil sharpener, eraser, compass, ruler, protractor, highlighter and a calculator.** You must bring all your equipment to every exam, if you are not allowed to use a particular item you will be informed in the briefing before your exam starts, you must hand in all unauthorised equipment to the Invigilator.

- Remember that you need to write in **black ink** (Please bring spare pens)
- Do **not** use any of the following:
- *Correcting pens, fluid or tape*
- *Erasable pens*
- *Highlighters can only be used on Question Papers and **Must Not** be used on your answers.*
- *Gel Pens*
- You must have a clear pencil case containing authorised equipment only (these can be obtained from the print room office at a cost of £2.50 with everything you would need in it except a calculator).
- Your water bottle must be clear / transparent and have no label or writing on it.

You may use coloured pens or inks for diagrams, maps, charts etc. only if your exam allows them, instructions and information will be given to you in the briefing.

Food and Drink in Exam Rooms

- A clear / transparent plastic bottle of water (Juice is not permitted) is allowed in the exam room, all labels must be removed before entering the room.
- No other drinks or food will be allowed in the exam room unless you have a medical need that has been discussed with Mrs Terry, Examinations Officer.

At the End of the Exam

An invigilator will make an announcement informing you to stop writing or stop working and put down your pens, this will be end of your exam.

- No candidate will be allowed to leave the room until the end of the published exam time.
- If you are entitled to extra time you will be allowed to stay and complete your exam and have your extra time allowance if you need it. If you do not need your extra time allowance then you will be allowed to leave after completing and signing a form to say you do not require any more time.
- Candidates must remain seated until all papers have been collected and the Senior Invigilator instructs you to leave.
- When you leave the exam venue you should walk out in complete silence, and refrain from talking until you are well away from the exam room so that you do not disturb your fellow-students who are still working.

Using Calculators

You must be aware of awarding body instructions regarding the use of calculators in your exams which state:

Candidates may use a calculator in an examination unless prohibited by the awarding body's specification. Where the use of a calculator is allowed, candidates are responsible for making sure that their calculators meet the awarding bodies' regulations.

It is really important that you bring a calculator to every exam, you will be asked to put it under your desk if the calculator is not allowed in an exam.

- *Please seek further advice from Mrs Hall Head of Maths for additional guidance.*

Calculators must be:

1. Of a size suitable for use on the desk
2. Either battery or solar powered
3. Free of lids, cases and covers which have printed instructions or formulae

Calculators must not:

Be designed or adapted to offer any of these facilities:

1. Language translators
2. Symbolic algebra manipulation
3. Symbolic differentiation or integration
4. Communication with other machines or the internet
5. Be borrowed from another candidate during an exam for any reason
6. Have retrievable information stored in them. This includes:
 - Databanks
 - Dictionaries
 - Mathematical formulae
 - Text

Candidates are responsible for the following:

- The calculators power supply
- The calculators working condition
- Clearing anything stored in the calculator. To do this follow these instructions:
Press **SHIFT**, then **9**, then **3**, then =

What Should You Wear

- It is a requirement that you wear your full Bedale High School Uniform for all your exams.
- There will be no exceptions made.
- Writing **must** be removed from your bare skin, and all tattoos should be covered with a plaster.

What you should not bring into the Exam Room

Examination regulations are extremely strict regarding items that may be taken into the examination room. Mobile phones, mp3/4 players, iPod, all watches, communication devices are **not permitted** in the exam room. You must switch all devices off and place them in your bag or designated area before you enter the exam room. They must not be kept on your person even if they are turned off. If you accidentally take an unauthorised item into the exam room, immediately put your hand up and the invigilator will keep it safe until after the exam. **BE HONEST** – it really is not worth taking the risk.

Other items which are not allowed in the exam room are:

- Revision material, school planner, anything with writing on and blank pieces of paper.
- Coloured pencil cases. Clear pencil cases only.
- Bags, coats, hats, gloves, scarves
- Food, cans, coloured bottles. However, a water bottle is allowed if necessary. This **MUST** be a clear bottle without a label on it. Clear water only.

Check all your pockets before entering the exam room. Remove anything which is unauthorised.

If you are found with any unauthorised items once the examination has started, the awarding body will be informed, and you could face disqualification from this and potential future examinations.

What to Do if You Arrive Late for an Exam

It sounds obvious, but...ensure that you know the scheduled date your exam will take place and whether they are morning or afternoon exams.

- A register is taken at the start of each exam to check that all candidates are present **if you are running late for your exam, you or your parents/carers must call the school Office on 01677 422419 requesting to urgently speak to Mrs Terry, Examination Officer, or Mr Dunne, Deputy Head** so that we are aware of your position.
- If you find that you are running late do not panic! When you arrive at school you should report to the Main Entrance and a member of the school office staff will contact either Mrs Terry or Mr Dunne.
- If you arrive for your exam within an hour of the PUBLISHED START TIMES you will be allowed to take your seat and begin your exam, you will be given the full amount of time for that exam.

If you are going to be “VERY LATE” for an exam – i.e., more than an hour after the published start times – you must call us as early as possible. Even though we will allow you to sit the exam, and give you the full time for the exam, you should be aware that the exam board may not accept your completed paper. You will need to prove that you have not had access to the internet whilst making your way into school. The best way to do this is:

- Avoid public transport
- Ask your parent/carer to drive you to School and ensure you give them **all internet enabled devices** you may be carrying e.g., mobile phone, smartwatch etc.
- You and your parent/carer will be asked to sign a letter confirming that you have not had internet access
You and your parent/carer will be asked to make a written statement giving the details of your movements pre-your exam
- The decision about whether to accept your script is at the discretion of the exam board

What to Do if You Are Unwell on the Day of an Exam

If you feel unwell on the day of your exam:

- You or your parent/carer should call ahead to the School Office and let us know so that we can help you as best we can when you arrive
- Once you are here, speak to Mrs Terry (Examination Officer) or Mr Dunne before your exam and update us on how you are feeling
- We will do what we can to help you – for example seat you close to an exit in case you need to leave the room or place a sick bucket next to your desk
- If you feel unwell during an exam:
Let the invigilating team know as soon as possible what is wrong so that they can take any measures possible to assist you

What Happens in the Event of an Emergency in the Exam Room

In the event of the emergency bell sounding the following will happen:

- The invigilator will ask you to stop writing, close your answer booklet and put your pen down/stop working
- The invigilator/Examination Officer/SLT will evacuate the room if there is clear danger
- If there is no clear danger to candidates the invigilator will await instructions from SLT, who will be with you very quickly

- **In the event of a false alarm:**
- You will be given a few minutes to compose yourself and get ready to start
- The amount of time lost will be added on to your exam time. The new finish time will be clearly written on the board at the front of the room
- **If an evacuation is necessary:**
- The invigilator will ask you to line up in complete silence and leave the exam venue, you must not communicate with any candidate during the evacuation as this may compromise the exam security and will mean that the exam may have to be abandoned, or you will be disqualified from the exam due to malpractice.
- Once you have returned to the exam room your new finish time will be calculated and you will be given time to compose yourself before the exam is re-started.

Results

GCSE results will be available for collection on Thursday **August 21st, 2025, between 10:00 am and 12:00 noon.**

We strongly advise students to attend with their parents/carers to collect results, where we will have a Bedale High School team, consisting of Head Teacher, Deputy Head Teacher, Heads of Departments to offer you guidance and support. No results will be given out by telephone.

If you are unable to attend results day, you are required to complete an online candidate permission form so that results can be emailed to your BHS email address.

Post Results

If your results are not as you expected there are various options available within the Post Results Services, you can find additional Information by following this link:

<https://www.jcq.org.uk/exams-office/post-results-services>

It is important that you discuss any review options with your subject teacher before applying – **as marks can go up or down and there is no option to revert to a previous, higher mark.**

Please note that these services only apply to exams taken in the 2025 Summer Season. The deadlines for applications are final and it should be noted that scripts are destroyed after a certain time so these services must be applied for immediately after receiving your results. There will be a fee for all Post Results Services as outlined by the Exam Boards.

Applications will not be submitted to the Board without payment having been received. If you require a review of a subject involving more than one unit, the review fee is payable for each unit.

It is most important that you consult with a relevant subject teacher / (Deputy) Head Teacher before applying for Post Review Services.

Further Details will be sent to you with your results showing you the options and fees.

Certificates

Issue:

- GCSE Certificates will arrive in school in the autumn term, and will be presented at Bedale High School GCSE Certificate Collection Evening. (December 2025).
- Date to be confirmed.

Collection:

- If you are unable to make Certificate Collection there will be the opportunity to collect your certificates from the school Reception after this evening. When collecting you will need to bring your ID, if you send someone else to collect them on your behalf they will require a letter of authorisation from you and provide ID.

Unclaimed:

- Awarding bodies prescribe that unclaimed certificates may be destroyed after they are held for a period of 12 months from the date of issue. If you do not collect your certificates within this period, they may no longer be available to you. After this period, awarding bodies will be able to issue you a statement of your results (not a full certificate as originally issued) and will charge you for this service. You should apply directly to the awarding body for this service.

Contact Details

Bedale High School Main Office 01677 422419

Head Teacher: Mr. Chris Stokes – stokesc@bedalehighschool.org.uk

Deputy Head Teacher: Mr. Alan Dunne - dunnea@bedalehighschool.org.uk

Examination Officer: Mrs Trisha Terry - terryt@bedalehighschool.org.uk

Exam Office – 01677 422419 Ext 212

[Examinations > Bedale High School](#)

Links to Important JCQ Documents:







- [IFC-Coursework Assessments 2024 FINAL.pdf \(jcq.org.uk\)](#)
- [IFC-NE Assessments 2024 FINAL.pdf \(jcq.org.uk\)](#)
- [IFC-On-Screen Examinations 2024 FINAL.pdf \(jcq.org.uk\)](#)
- [IFC-Written Examinations 2024 FINAL.pdf \(jcq.org.uk\)](#)
- [Preparing-to-sit-your-exams-2024_25.pdf \(jcq.org.uk\)](#)
- [JCQ Social Media Infographic v4](#)
- [Information-for-candidates-Privacy-Notice-10.doc.pdf \(jcq.org.uk\)](#)

Wishing you every success in your exams.

Exceptional without exception

Warning to candidates



 Questions matter AQA	 City & Guilds	 Rewarding Learning CCEA	 Oxford Cambridge and RSA OCR	 Pearson	 WJEC
---	---	--	---	---	--



1

You **must** be on time for all your examinations.

2

Possession of a mobile phone or other unauthorised material **is not allowed** even if you do not intend to use it. You will be subject to penalty and possible disqualification from the exam/qualification.

3

You **must not** talk to, attempt to communicate with or disturb other candidates once you have entered the examination room.

4

You **must** follow the instructions of the invigilator.

5

You **must not** sit an examination in the name of another candidate.

6

You **must not** become involved in any unfair or dishonest practice in any part of the examination.

7

If you are confused about anything, only speak to an invigilator.

The *Warning to candidates* must be displayed in a prominent place outside each examination room. This may be a hard copy A3 paper version or an image of the poster projected onto a wall or screen for all candidates to see.



AQA

City & Guilds

CCEA

OCR

Pearson

WJEC

NO MOBILE PHONES NO WATCHES

NO POTENTIAL TECHNOLOGICAL/WEB ENABLED SOURCES OF INFORMATION



Possession of unauthorised items, such as a mobile phone or any watch, is a serious offence and could result in

DISQUALIFICATION

from your examination and your overall qualification.

